

SYLVANIA

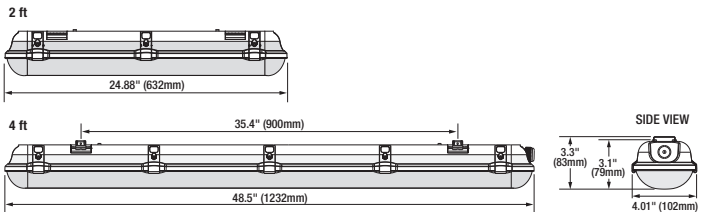
LEDVANCE Luminaires

Vapor Tight



Catalog #	Type
Project	
Notes	
Date	
Prepared by	

Dimensions



Dimensions in inches (mm)

Product Features

The Vapor Tight luminaires are environmentally preferable LED alternatives to traditional HID or fluorescent luminaires, offering up to 67% in energy savings. Ideal in place of traditional luminaires, or as new installations, the Vapor Tight series is suitable for illuminating garages, stairwells, industrial areas, canopies, and outdoor walkways.

The Vapor Tight luminaires are IP65 rated and are offered with integrated sensor and emergency backup options. LEDVANCE luminaires assure optimum light engine performance for extended service and rated life (≥66,000 hours L₇₀).

Wattage Comparison Chart

Vapor Tight

Traditional Source	Traditional System Wattage	LED System Wattage	Energy Savings
2 F17T8	33	25	24%
2 F32T8	27	25	7%
50W HPS	62	25	60%
70W HPS	92	25	67%
2 F28 T8	50	40	20%
2 F32 T8	54	40	26%
1 F96 T12	86	40	53%
70W HPS	91	40	56%
2 F28 T8	50	50	0%
2 F32 T8	54	50	7%
1 F96 T12	86	50	42%
70W HPS	91	50	45%

Specifications

Weight: 2 ft: 2.5 lbs. (1.2 kg)

4 ft: 4.8 lbs (2.2 kg) Standard 5.5 lbs (2.5 kg) Emergency

5.1 lbs (2.3 kg) Sensor 5.8 lbs (2.6 kg) Sensor and Emergency

Construction: One-piece polycarbonate housing with one-piece polycarbonate lens and stainless steel clips. The standard color is gray.

LED System: LED system with a life rating of ≥66,000 hours (UNV) and ≥84,000 hours (HUV) at L₇₀ @25°C. Luminaire efficacy up to 140 LPW.

Electrical: Offered in 25, 40 and 50 Watts, the luminaire is designed to operate through the 120V-277V_{AC} universal voltage and 347-480V_{AC} high universal voltage range. The LED driver has a 2.5kV inherent surge suppression and is a constant current device, meeting UL1310 and UL48 Class 2 with built-in over temperature protection. The power factor is ≥90% and THD is ≤20%.

Dimming: The driver is 0-10V dimmable (down to 6%). Please reference the dimmer compatibility document (LEDLUM012).

Color Characteristics: CRI>80; CCT of 4000K or 5000K.

Optics: Type V distribution with a clear etched polycarbonate lens.

Installation: Luminaire mounts to recessed outlet box or can be surface or chain mounted (chain not included). Connector available for tandem wiring. External controls can be added through existing knockouts.

Operating Temperature: -40°F to +104°F (-40°C to +40°C);

EM: +14°F to +104°F (-10°C to +40°C).

Listings: cULus listed to UL1598 standards for wet locations and IP65 rated.

Warranty: Standard 5-year luminaire warranty (LEDLUM001).

Note: Specifications subject to change without notice. IES files available online.



*DLC Premium only applicable to 25W and 40W versions with clear lens option

Ordering Guide

Item Number:

VAPOR	XX	/	XXX	XXX	D	8	XX	/	XX	EC	/	GR	/	XX
Product Name	Generation	Wattage	Voltage	Dimming	CRI	Color Temp (CCT)	Size	Optics	Color/Finish	Options				
VAPOR	1A	025 = 25 Watts	UNV = 120-277V	D = 0-10V	8 ≥ 80	40 = 4000K 50 = 5000K	24 = 24" long 48 = 48" long	EC = Etched Lens Type V Distribution	GR = Gray	Blank = No Option D = Motion/Daylighting Sensor** E = Emergency**				
VAPOR	1B	040 = 40 Watts 050 = 50 Watts	HUV = 347-480V*											

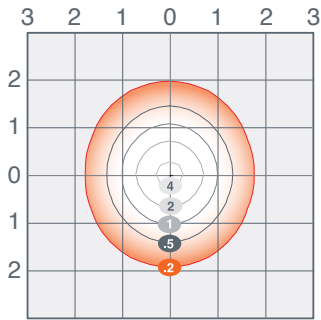
*HUV version only available in 50W
**Only available on 48" UNV versions



Photometric Data

VAPOR1A/025UNVD8X0

Isofootcandle Lines at 15' Mounting Height

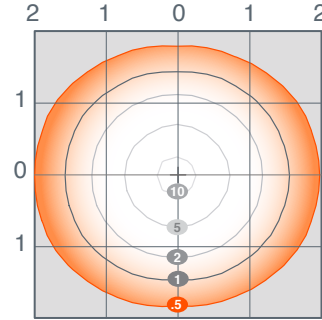


For other mounting heights apply the following multipliers:

Mounting Height	10'	12'	15'	18'	20'
Multiplier	2.25	1.56	1.00	0.44	0.36

VAPOR1A/040UNVD8X0

Isofootcandle Lines at 12' Mounting Height



For other mounting heights apply the following multipliers:

Mounting Height	8'	10'	12'	15'	16'	18'
Multiplier	2.25	1.44	1.00	0.73	0.56	0.44

Fixture Spacing Chart

	VAPOR1A/025UNVD840/48EC/GR			VAPOR1B/040UNVD840/48EC/GR		
	On Center Fixture Spacing			On Center Fixture Spacing		
	8'x10'	10'x10'	10'x12'	8'x10'	10'x10'	10'x12'
8'	39	29	23.2	65.6	51.2	40.2
10'	37.9	28.1	22.5	63.6	49.9	39.2
12'	35.2	27.3	21.9	63.4	48.3	38.1
14'	34.2	26.6	21.3	61.7	47.3	37.2
16'	33.2	25.6	20.7	55.5	46.3	36.2
18'	32.3	24.9	20.1	53.9	44.7	35.3

Average Illuminance (fc) at 0° AFF.
80/50/20 reflectances.

Ordering Information

Item Number	Ordering Abbreviation	Power (W)	Input Voltage	Dimming	CRI	Color Temp (CCT)	Total Fixture Lumens		LPW*		DLC**		Options
							Clear Lens	Diffuse Lens	Clear Lens	Diffuse Lens	Clear Lens	Diffuse Lens	
74530	VAPOR1A/025UNVD840/24EC/GR	25	120-277V	0-10V	>80	4000K	3100	2800	135	121	Prm	Std	-
74531	VAPOR1A/025UNVD850/24EC/GR	25	120-277V	0-10V	>80	5000K	3100	2800	137	123	Prm	Std	-
74222	VAPOR1A/050UNVD840/48EC/GR	50	120-277V	0-10V	>80	4000K	5000	-	102	-	-	-	-
74223	VAPOR1A/050UNVD850/48EC/GR	50	120-277V	0-10V	>80	5000K	5000	-	103	-	-	-	-
74224	VAPOR1A/050UNVD840/48EC/GR/D	50	120-277V	0-10V	>80	5000K	4000	-	102	-	-	-	Sensor
74225	VAPOR1A/050UNVD850/48EC/GR/D	50	120-277V	0-10V	>80	5000K	5000	-	103	-	-	-	Sensor
74227	VAPOR1A/050UNVD850/48EC/GR/E	50	120-277V	0-10V	>80	5000K	5000	-	103	-	-	-	Emergency
74229	VAPOR1A/050UNVD850/48EC/GR/DE	50	120-277V	0-10V	>80	5000K	5000	-	103	-	-	-	Sensor, Emergency
74552	VAPOR1A/050HUV840/48EC/GR	50	347-480V	0-10V	>80	4000K	5700	-	111	-	Std	-	-
74553	VAPOR1A/050HUV850/48EC/GR	50	347-480V	0-10V	>80	5000K	5700	-	111	-	Std	-	-
74376	VAPOR1B/040UNVD840/48EC/GR	40	120-277V	0-10V	>80	4000K	5300	4600	139	120	Prm	Std	-
74377	VAPOR1B/040UNVD850/48EC/GR	40	120-277V	0-10V	>80	5000K	5300	4700	137	122	Prm	Std	-
74378	VAPOR1B/040UNVD840/48EC/GR/D	40	120-277V	0-10V	>80	4000K	5400	4500	140	116	Prm	Std	Sensor
74379	VAPOR1B/040UNVD850/48EC/GR/D	40	120-277V	0-10V	>80	5000K	5400	4600	137	119	Prm	Std	Sensor
74554	VAPOR1B/040UNVD840/48EC/GR/E	40	120-277V	0-10V	>80	4000K	5300	4600	139	120	Prm	Std	Emergency
74555	VAPOR1B/040UNVD850/48EC/GR/E	40	120-277V	0-10V	>80	5000K	5300	4700	137	122	Prm	Std	Emergency
74556	VAPOR1B/040UNVD840/48EC/GR/DE	40	120-277V	0-10V	>80	4000K	5400	4500	140	116	Prm	Std	Sensor, Emergency
74557	VAPOR1B/040UNVD850/48EC/GR/DE	40	120-277V	0-10V	>80	5000K	5400	4600	137	119	Prm	Std	Sensor, Emergency

*LPW per LM79 report.

**Prm for DLC Premium; Std for DLC Standard

For further information and to learn more about utility rebates, contact your local SYLVANIA sales representative.

Options Information

Sensor: Motion and Daylight sensors are both available.

Motion Sensor (Default Setting):

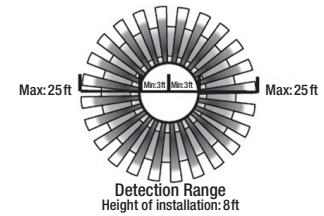
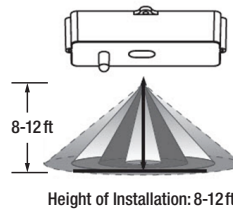
Motion	100% lumen output
≥5min with no motion	30% lumen output
≥30min with no motion	Off

Daylight (Default Setting): 5fc/24H

For customized settings: Purchase remote control separately and refer to the Vapor Tight Remote document LEDLUM015 for further instructions.

Emergency Battery Backup:

Activates when normal power supply to the fixture fails, providing a minimum of 500 lumens for at least 90 minutes.



Accessories and Replacement Parts

Item Number	Ordering Abbreviation	Item Description
74310	VAPOR1A/REMOTE	Vapor Tight Sensor Remote compatible with VAPOR1A
74541	VAPOR1B/REMOTE	Vapor Tight Sensor Remote compatible with VAPOR1B
74744	VAPOR1X/LENS/24D5	2ft Diffused Lens
74538	VAPOR1X/LENS/48D5	4ft Diffused Lens
74448	VAPOR1A/LENS/48EC	4ft Replacement Lens
74920	VAPOR1A/CONN/BL	Tandem Wiring Connector

LEDVANCE LLC
 200 Ballardvale Street
 Wilmington, MA 01887 USA
 Phone 1-800-LIGHTBULB (1-800-544-4828)
www.sylvania.com

SYLVANIA and LEDVANCE are registered trademarks.
 All other trademarks are those of their respective owners.
 Licensee of product trademark SYLVANIA in general lighting.
 Specifications subject to change without notice.

[/sylvania](https://twitter.com/sylvania) [/sylvania](https://facebook.com/sylvania)

© 2017 LEDVANCE LLC

